


SW70/60-H Quick Guide Setup

Microphone Pad Settings

Your new Sabine handheld microphone is designed to accept a wide range of input levels, from spoken word all the way up to screaming vocals. In order to accommodate this broad range of inputs, the microphone has a pad setting. Your mic is now set to -14 dB, which is the preferred setting for concert vocal performance.



If you need more output out of the microphone (the receiver LCD AUDIO meter shows the mic output level) then change the pad settings as described below.

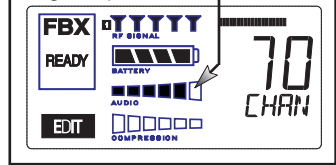
When any level of attenuation is programmed, the default screen will illuminate PAD.

Transmitter PAD Adjustment

1. Use the Transmitter Select button to scroll through functions until PAD flashes in the Transmitter LCD.
2. Use the Up or Down buttons to select either 0, -6, -14 or -20. Selection is stored after 3 seconds of inactivity.
3. Check to see if the receiver's Audio Level Meter stays out of the Clipping Zone.

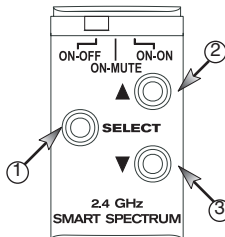
Suggested PAD Settings	
Venue	PAD
Speech	0 dB
Loud speech & vocal performance	-6 dB
Strong vocal performance	-14 dB
Very strong vocal performance	-20 dB

Adjust PAD setting so that Receiver Audio Level Meter stays out of the clipping zone (last segment).



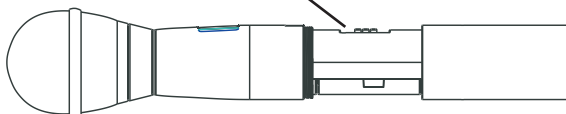
Transmitter Controls

- ① Select Button
- ② Up Button
- ③ Down Button



To Open: Unscrew lower portion of microphone. Pull down as you continue to turn the housing.

To Close: Turn the housing and push up until it meets the threads, then screw on.



SW70/60-H Quick Guide Setup

Important Battery Information

Your Sabine True Mobility® handheld transmitter comes with two AA size rechargeable NiMH batteries. For best results, charge the batteries for at least 8 hours before using them for the first time. Please note that the full charging potential of the battery will be achieved after the first 5 charging cycles have been completed.

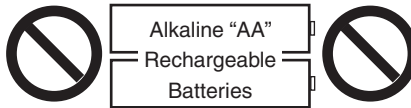
These rechargeable NiMH batteries are highly resistant to the “memory effect,” which affects some rechargeable batteries. The included battery will provide more lifetime charges and longer battery life for each charge than many rechargeable batteries.

Acceptable Batteries for use with SW70/60-H Handheld Transmitters

2 “AA” size (14.5x50.5mm, 単3電池2本使用)

- NiMH Rechargeable (Sabine part #: SWBAA2)
- Alkaline: NEDA 14A - ANSI 14A - IEC LR14
- Heavy Duty batteries (NOT recommended)

WARNING! DO NOT USE: Alkaline Rechargeable Batteries



Battery Caution



DO NOT BURN OR PUNCTURE BATTERY.
DOING SO COULD CAUSE INJURY.



DO NOT SHORT CIRCUIT.
RECYCLE OR DISPOSE OF PROPERLY.

SABINE

13301 NW US Highway 441
Alachua, FL 32615-8544 USA

+USA (386) 418-2000

+USA (386) 418-2001 fax

Sabine@Sabine.com • www.Sabine.com

Please register your product at www.sabine.com